

# **Build Your Program Build Up Your Kids**

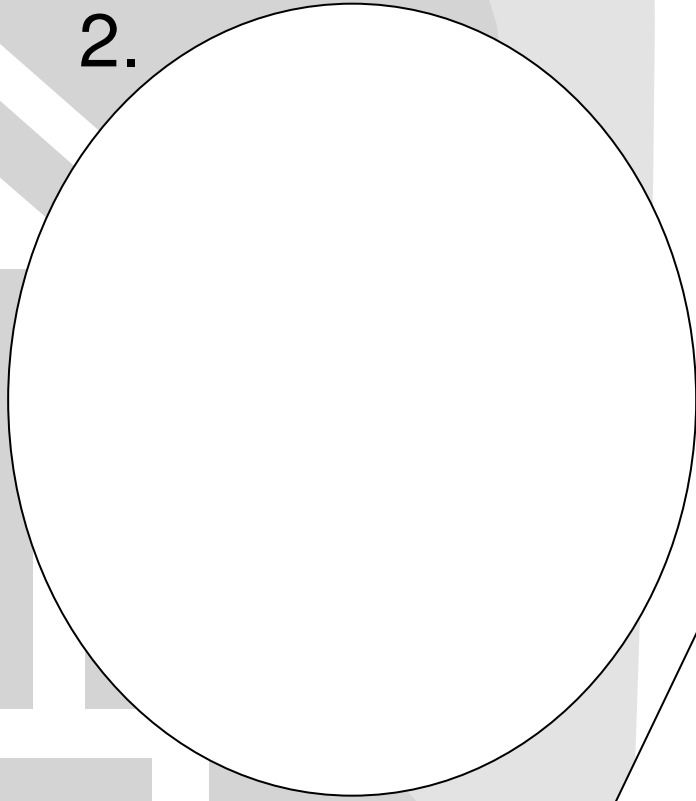
November 14, 2007

Texas Association for the Gifted & Talented  
Annual Professional Development Conference  
Houston, Texas

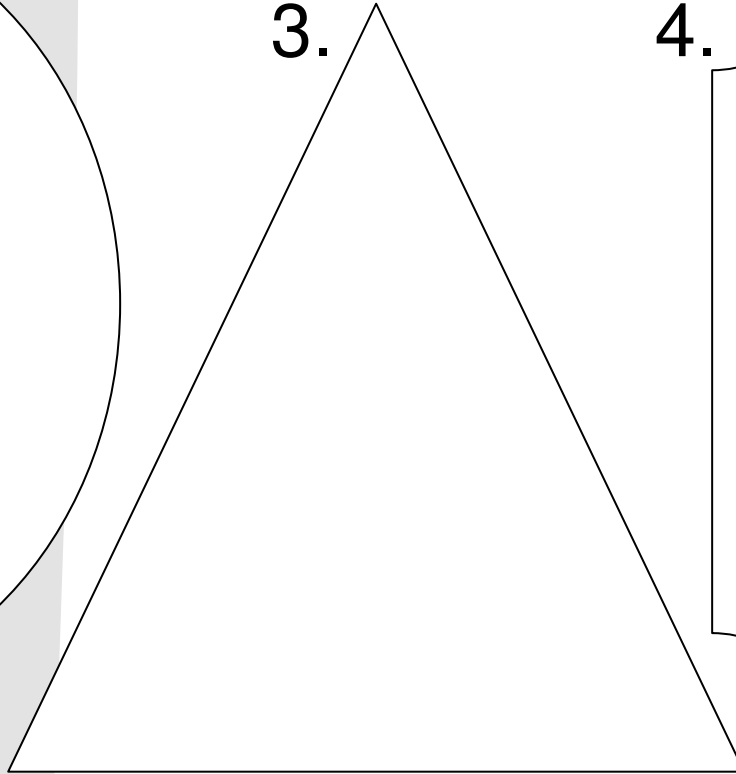
Cara Hinkson, Vice Principal  
Mari Beth Tackett, GT English Teacher  
Bowie Middle School, Irving Independent School District

# Analyze This and That


2.




3.



4.



1.



# Non-Cube Instructions

## Materials:

1. Your set of picture cards
2. 18 additional index cards related to your tools
3. Tape
4. Pens and/or colored pencils

## Instructions:

1. Organize your 24 index cards: 6 tool cards with the 3 cards related to that tool (4 cards)
2. Tape each set of 4 cards per tool together like the four walls of a room
3. Join the 6 sets of “rooms” according to the model on your table.
4. Test your non-cube to see if it easily morphs into different shapes.