

Northwest Vista College

DUAL CREDIT

Apply Texas Application



- Apply at: <https://goapplytexas.org>
- Click on: **Get Started!**

Create an ApplyTx Account

1. Create a USERNAME

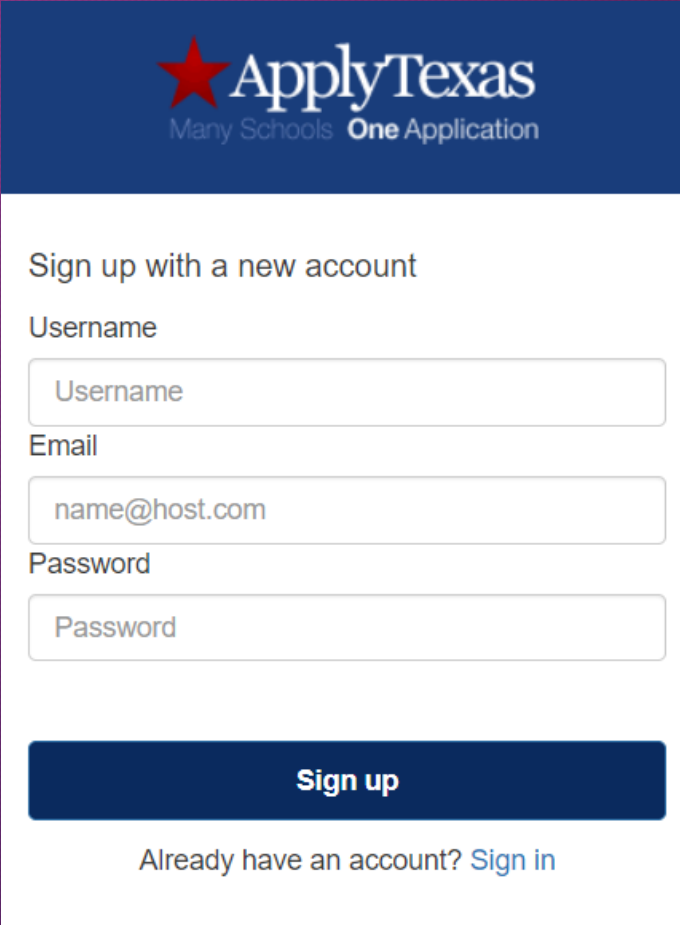
2. Enter your PERSONAL E-MAIL

- Use a personal e-mail that you have access to **Today**. You will be asked to verify your email before you can continue.

Do not use a school email.

3. Create a PASSWORD

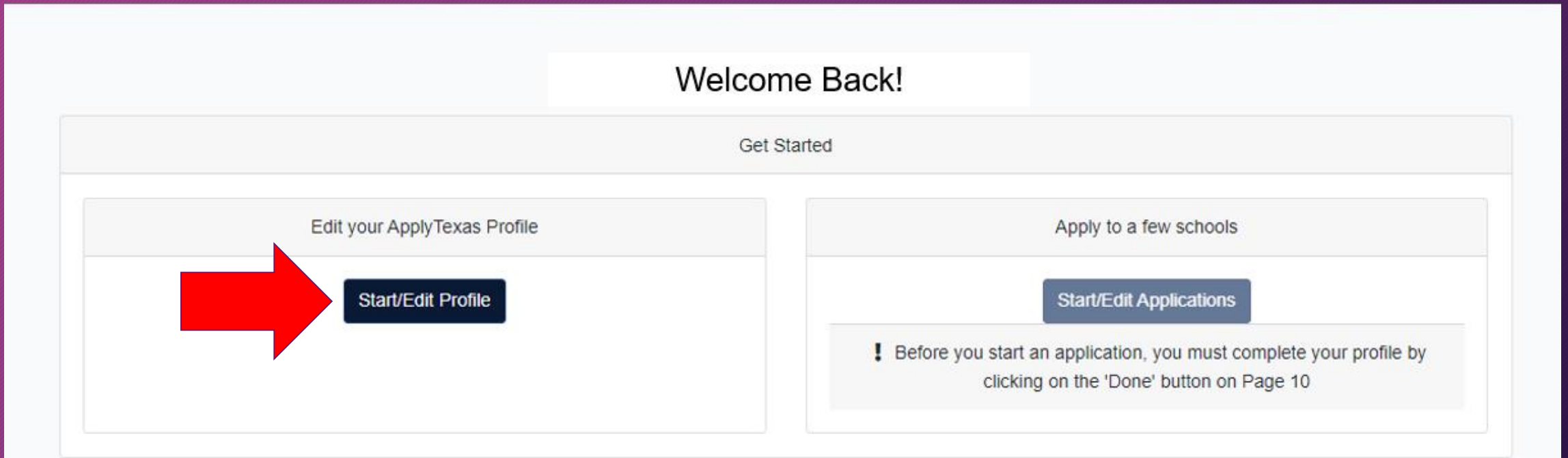
- ✓ Password must contain a lower case letter
- ✓ Password must contain an upper case letter
- ✓ Password must contain a special character
- ✓ Password must contain a number
- ✓ Password must contain at least 12 characters



The screenshot shows the ApplyTexas sign-up interface. At the top, the logo features a red star followed by the text "ApplyTexas" and the tagline "Many Schools One Application" below it. The main heading is "Sign up with a new account". Below this are three input fields: "Username" with a placeholder "Username", "Email" with a placeholder "name@host.com", and "Password" with a placeholder "Password". A dark blue "Sign up" button is positioned below the fields. At the bottom, there is a link that says "Already have an account? Sign in".

My Profile

Before starting an application, you must complete your ApplyTexas profile. Select “Start/Edit Profile” to begin.



The screenshot displays the 'Welcome Back!' page on the ApplyTexas website. At the top, there is a 'Welcome Back!' greeting. Below it is a 'Get Started' section with two main options:


- Edit your ApplyTexas Profile:** This option includes a dark blue button labeled 'Start/Edit Profile'. A large red arrow points directly to this button.
- Apply to a few schools:** This option includes a dark blue button labeled 'Start/Edit Applications'.

Below the 'Apply to a few schools' button, there is a warning message: **!** Before you start an application, you must complete your profile by clicking on the 'Done' button on Page 10.

Page 1 - Names

Agree to the Privacy Policy and enter in your personal information.

Agree to the Privacy Policy



By checking this box, I represent that I have read, understood and agreed to the terms and conditions of the Privacy Policy (unless I am under the age of 16, in which case, my parent or legal guardian has also read, understood and agreed to the terms and conditions of the Privacy Policy (see below)).

Yes, I agree

[click here](#) to read the Privacy Policy

Social Security Number

#####

No spaces, dashes, or letters



Re-enter Social Security Number

#####

No spaces, dashes, or letters



Last/Family Name *

Enter your legal last name

First Name *

Enter your legal first name

Social Security Number (SSN):


You must enter the correct SS#. This is important for purposes of the identity of your application and college record.



LEGAL NAME:

Do not use nicknames or abbreviations.

Enter your full, legal last, first, and middle name. This information will be used for your official college record.



Page 2 - Background

Enter in your personal information and confirm that your name and date of birth are correct by checking the box.



Date of Birth *

Enter your date of birth (MM/DD/YYYY)

City of Birth *

Country of Birth *

State of Birth *

Name and Date of Birth confirmation

First Name:
Last Name:
Date of Birth:

It is important that your first name, last name, and date of birth are entered correctly. Please confirm that your name and date of birth are saved correctly before continuing

By checking this box, I confirm that my name and date of birth are represented correctly above *


Yes, they are entered correctly

Confirm your LEGAL NAME and Date of Birth are correct



Page 3 - Citizenship

Answer Yes or No to the question “Are you a U.S. Citizen?” then answer any additional required fields.



Home Pages

Are you a U.S. Citizen? *

Yes
 No

Status as a current U.S. military servicemember, veteran, or dependent:

veteran (former U.S. military servicemember)
 current U.S. military servicemember
 spouse or dependent of a veteran or a current U.S. military servicemember
 spouse or dependent of, or a veteran or current U.S. military servicemember with an injury or illness resulting from military service (service-connected injury/illness)
 spouse or dependent of a deceased U.S. servicemember
Please select any that apply to you

Are you Hispanic or Latino?

Yes
 No

Please select the racial category or categories with which you most closely identify.

American Indian or Alaska Native (A person having origins in any of the original peoples of North and South America (including Central America), and who maintains tribal affiliation or community attachment.)
 Asian (A person having origins in any of the original peoples of the Far East, Southeast Asia or the Indian subcontinent including, for example, Cambodia, China, India, Japan, Korea, Malaysia, Pakistan, the Philippine islands, Thailand, and Vietnam.)
 Black or African American (A person having origins in any of the black racial groups of Africa.)
 Native Hawaiian or Other Pacific Islander (A person having origins in any of the original peoples of Hawaii, Guam, Samoa, or other Pacific islands.)
 White (A person having origins in any of the original peoples of Europe, the Middle East, or North Africa.)
Check as many as apply

Your gender:

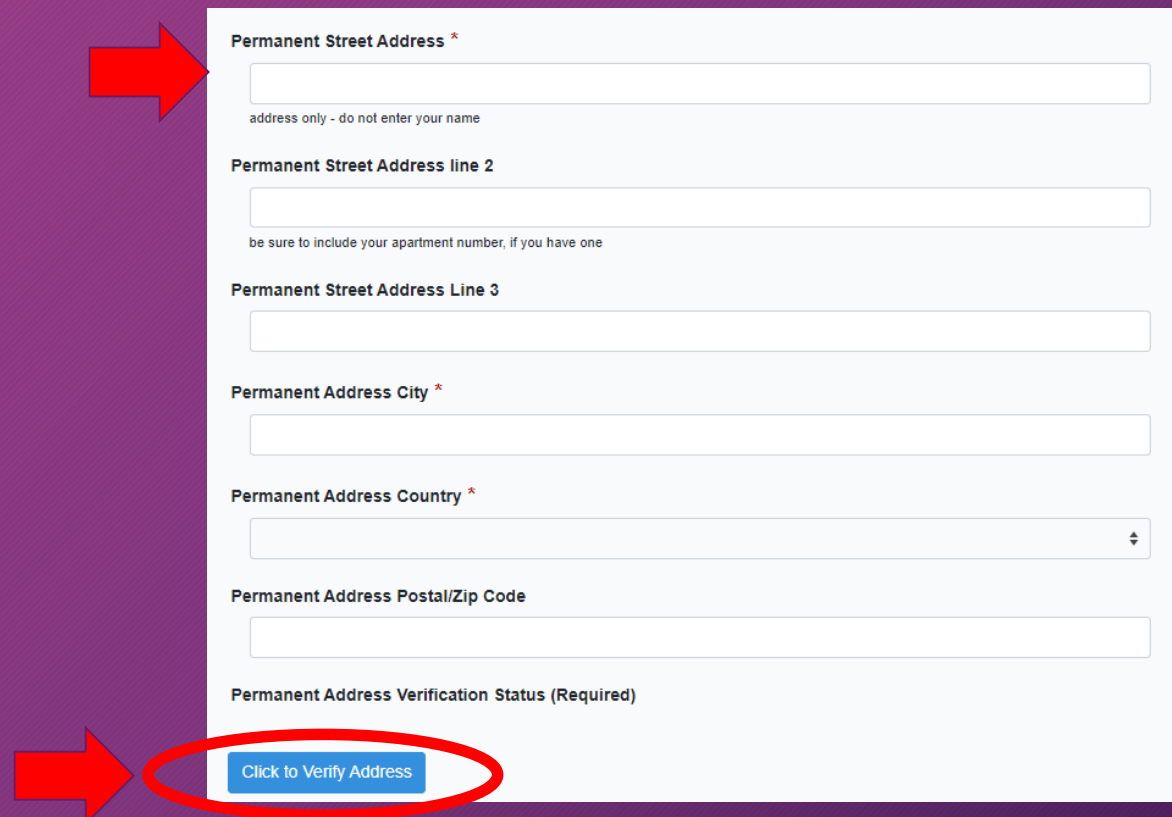
Female
 Male

Please answer this question



Page 4 - Permanent Address

Enter in your Permanent Address information, then select “Click to Verify Address”.



Permanent Street Address *

address only - do not enter your name

Permanent Street Address line 2

be sure to include your apartment number, if you have one

Permanent Street Address Line 3

Permanent Address City *

Permanent Address Country *

Permanent Address Postal/Zip Code

Permanent Address Verification Status (Required)

Page 5 - Physical Address

If your Physical Address is the same as the Permanent Address, leave all fields blank.

If your Physical Address is different from your Permanent Address, complete the fields then select “Click to Verify My Address”.

Physical Address Information:
This is the current street address where you reside. If your Physical Address is the same as the Permanent Address you entered on the previous page, please leave these fields blank.

Physical Street Address

if different from permanent address

Physical Street Address line 2

be sure to include your apartment number, if you have one

Physical Street Address Line 3

Physical Address City

Physical Address Country

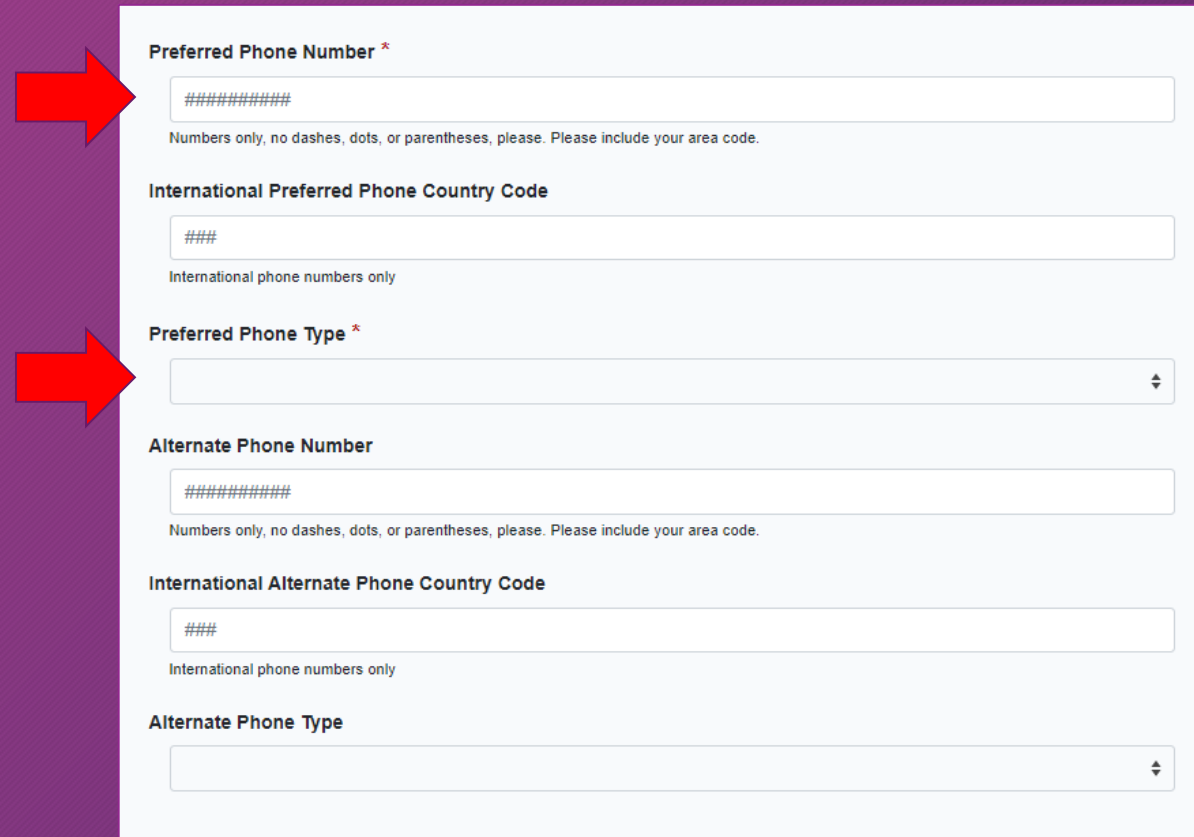
Physical Address Postal/Zip Code

Physical Address Verification Status (Required)

[Verify My Address](#)

Page 6 - Phone Numbers

Enter in your Preferred Phone Number and select the Preferred Phone Type.



Preferred Phone Number *

Numbers only, no dashes, dots, or parentheses, please. Please include your area code.

International Preferred Phone Country Code

International phone numbers only

Preferred Phone Type *

Alternate Phone Number

Numbers only, no dashes, dots, or parentheses, please. Please include your area code.

International Alternate Phone Country Code

International phone numbers only

Alternate Phone Type

Page 7 - Emergency Contact

Enter in the required emergency contact information.



| | |
|--|---|
| Emergency Contact Title | <input type="text"/> |
| Emergency Contact Last Name * | <input type="text"/> |
| Emergency Contact First Name * | <input type="text"/> |
| Does your emergency contact have a phone? * | <input type="radio"/> Yes <input type="radio"/> No |
| Emergency Contact Street Address | <input type="text"/> |
| Emergency Contact Street Address line 2 | <input type="text"/> |
| Emergency Contact Address City | <input type="text"/> |
| Emergency Contact Address Country | <input type="text"/> |

Page 8 - High School/Secondary School

Search for your high school by typing in the school's full name - typing in the city name will not return a full list of area high schools.

- Select your high school from the drop-down list.
- Enter your Expected Graduation Date as 06/01/20xx

Search for your high school/secondary school: *

To reset selected school details, type 'reset search' in the search box

✓ **Your school:**

Expected Graduation Date *

Enter your graduation date (MM/DD/YYYY).

Check here if you have attended additional high schools or secondary schools:

Yes, I have other high schools to enter


Do you have a GED or have you completed another high school equivalency program?

Yes

No

Page 9 - College History

Answer Yes or No to the questions in this section.



Have you taken any college courses? *

- Yes
- No

Do you consent and agree that ApplyTexas and its partners (the Texas Higher Education Coordinating Board and AdmitHub) may communicate with you by email or text message (including SMS and MMS messages)? These messages may be about your account; provide information relevant to the college admissions process, scholarships and financial aid, and the college experience; or provide information and resources to help with finding a job. *

- Yes
- No

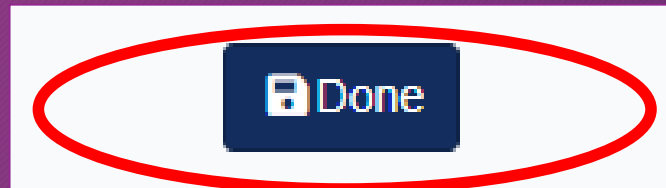
Message and data rates may apply. You can unsubscribe at any time. [Privacy policy](#)

Are you currently on academic suspension from the last college or university attended?

- Yes
- No

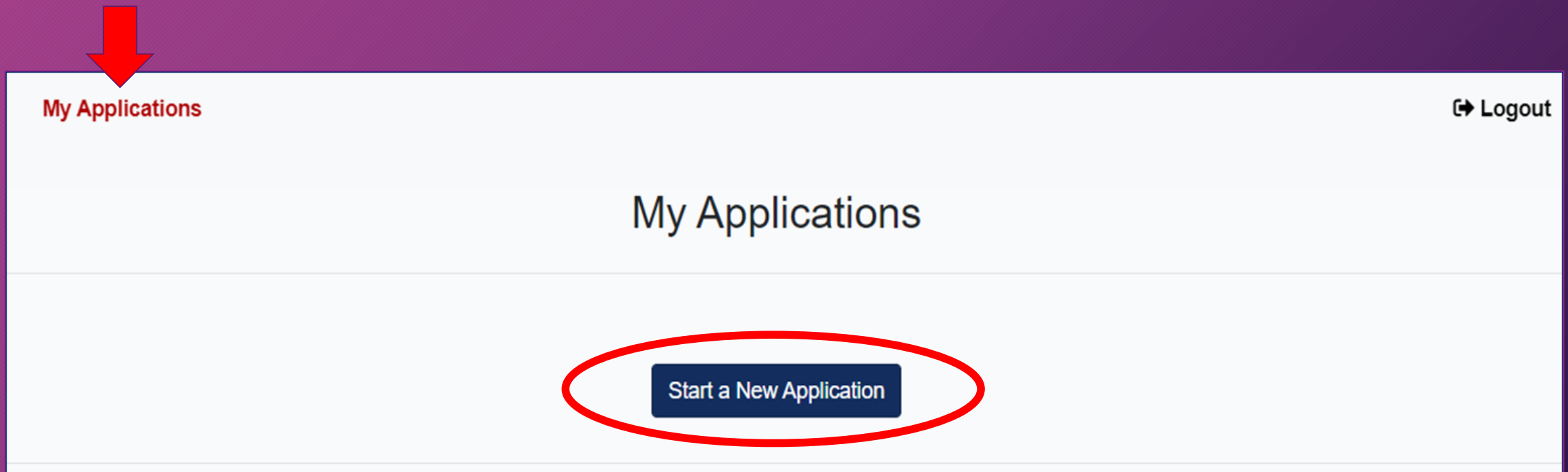
Review & Complete your Profile

Verify you have completed all pages in the My Profile section, then select “DONE” at the bottom of Page 9 to complete your Profile.



Create an Application


Select the My applications Tab, then click on “Start a New Application”





Select your College

Select “Two-Year community/junior college”, then using the drop-down box select “Northwest Vista College(San Antonio)”

Would you like to apply to a two-year or four-year college/university?

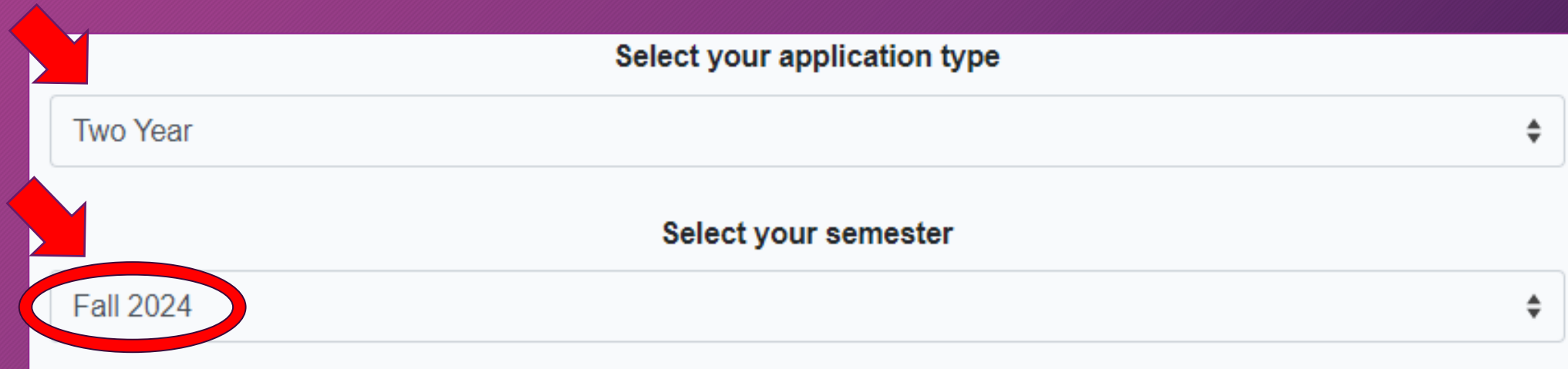
 Two-year community/junior college
 Four-year college/university

Select the institution to which you would like to apply

 Northwest Vista College (San Antonio) 

Select Type & Term

Select your application type “Two Year” and choose Fall 2024. The major will be “Dual Credit.”



Select your application type

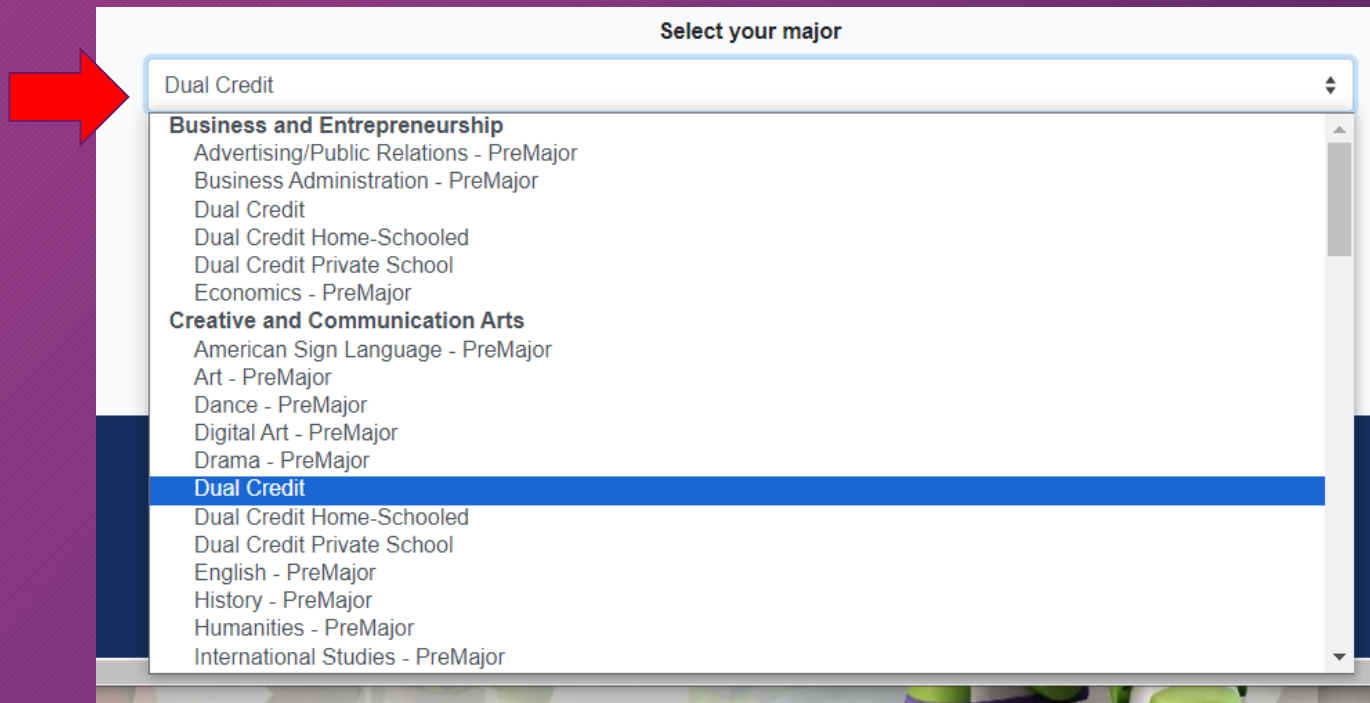
Two Year

Select your semester

Fall 2024

Select a Major

Using the drop-down box, choose the major that best aligns with your High School endorsement. Select Dual Credit under your major choice. Choosing any major other than Dual Credit may prevent your application from being received before the deadline.



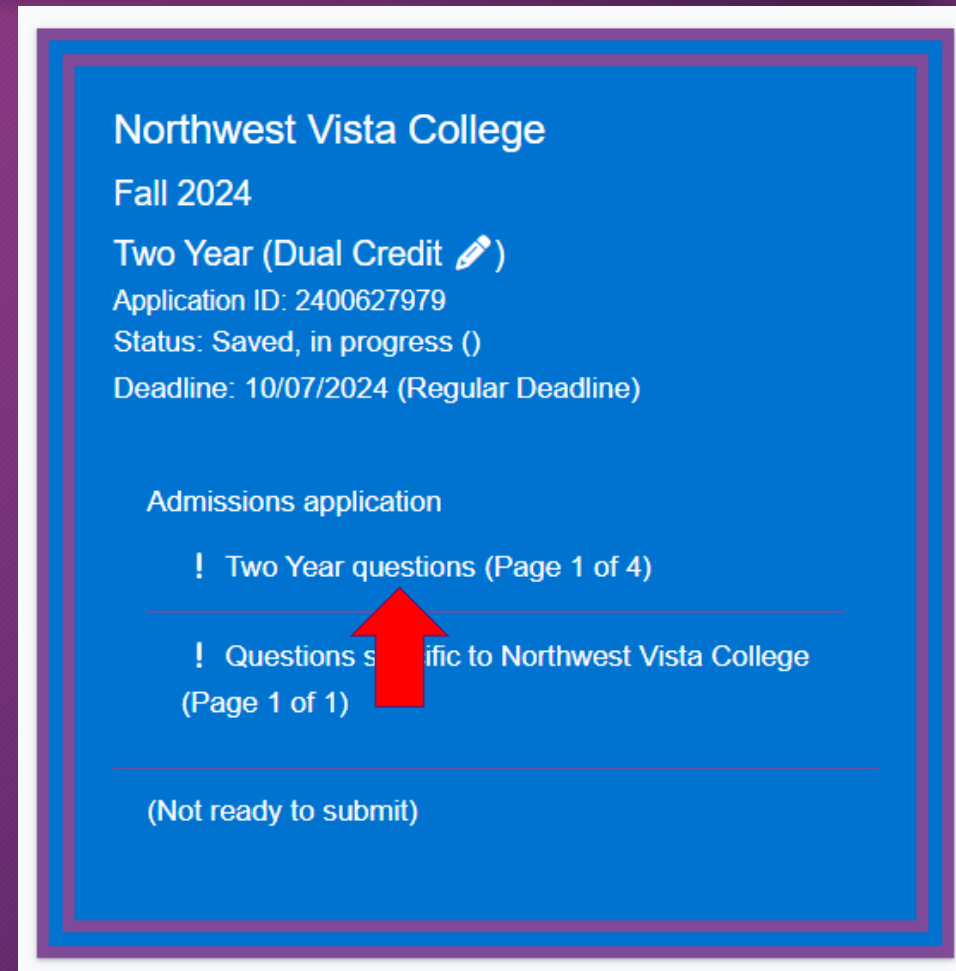
The image shows a screenshot of a web application's 'Select your major' dropdown menu. A red arrow points to the 'Dual Credit' option, which is highlighted in blue. The menu is organized into categories: Business and Entrepreneurship, Creative and Communication Arts, and a final 'Dual Credit' section. Each category lists various major options, many of which include 'PreMajor' or 'Dual Credit' as a sub-option.


| Category | Major Option |
|---------------------------------|---|
| Business and Entrepreneurship | Advertising/Public Relations - PreMajor |
| Business and Entrepreneurship | Business Administration - PreMajor |
| Business and Entrepreneurship | Dual Credit |
| Business and Entrepreneurship | Dual Credit Home-Schooled |
| Business and Entrepreneurship | Dual Credit Private School |
| Business and Entrepreneurship | Economics - PreMajor |
| Creative and Communication Arts | American Sign Language - PreMajor |
| Creative and Communication Arts | Art - PreMajor |
| Creative and Communication Arts | Dance - PreMajor |
| Creative and Communication Arts | Digital Art - PreMajor |
| Creative and Communication Arts | Drama - PreMajor |
| Creative and Communication Arts | Dual Credit |
| Creative and Communication Arts | Dual Credit Home-Schooled |
| Creative and Communication Arts | Dual Credit Private School |
| Creative and Communication Arts | English - PreMajor |
| Creative and Communication Arts | History - PreMajor |
| Creative and Communication Arts | Humanities - PreMajor |
| Creative and Communication Arts | International Studies - PreMajor |

My Applications

Scroll down to view your applications in progress and locate your Northwest Vista College application.

- Click on Two Year questions (Page 1 of 4)



Northwest Vista College
Fall 2024
Two Year (Dual Credit )
Application ID: 2400627979
Status: Saved, in progress ()
Deadline: 10/07/2024 (Regular Deadline)

Admissions application

- ! Two Year questions (Page 1 of 4)
- ! Questions specific to Northwest Vista College (Page 1 of 1)

(Not ready to submit)

Two Year Questions

Complete the Education Background/Residency page.

At any time in your life were you placed in foster care or adopted from foster care in Texas? *

Yes
 No


Are you home-schooled? *

Yes
 No


Did you take a Tech Prep course or courses for college credit?

Yes
 No



Please indicate on what basis you are seeking admission. Select the option that is most appropriate. Any/all of these may require additional documentation: *

Dual Credit (receiving both high school and college credit) 


Please indicate the primary reason for attending classes at this college: *

Earn credits for transfer 

* Required Field


 1 of 4 

Parent/Guardian 1's education level *




Please indicate the highest level completed of your parent's or legal guardian's educational background

Parent/Guardian 1's relationship to you *




Parent/Guardian 2's education level *

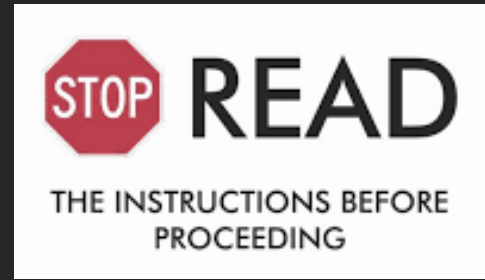


Please indicate the highest level completed of your parent's or legal guardian's educational background

Parent/Guardian 2's relationship to you *



Residency Questions



- The answers you provide to the residency questions may require you to enter in additional information.
- If possible, have your parents or legal guardian guide you with the correct answers.
- Incorrect information will require additional residency documentation to be submitted as part of the Admission packet.

Residency

Students are typically claimed as dependents. Select "YES".

Of what country are you a resident? *

United States

Of what state are you a resident? *

Texas

Are you claimed as a dependent or are you eligible to be claimed as a dependent by a parent or court-appointed legal guardian? *

- Yes
 No

To be eligible to be claimed as a dependent, your parent or legal guardian must provide at least one half of your support. A parent or legal guardian does not qualify as a parent if he/she has not adopted the student.

Is the parent or legal guardian upon whom you base your claim of residency a U.S. Citizen? *

- Yes
 No

Does this parent or guardian currently live in Texas? *

- Yes
 No

If he or she is out of state due to a temporary assignment by their employer or other temporary purpose, please provide an explanation in the 'General Comments' box at the end of the residency section of this application.

Does your parent live in Texas? If YES enter in the length of time in Years and Months, then Select Establish/Maintain a Home

If your parent or legal guardian is currently living in Texas, how many years have they been living here? *

Enter the number of years your parent has lived in Texas

If your parent or legal guardian is currently living in Texas, how many months (not including the years you entered above) have they been living here? *

Enter the number of months your parent has lived in Texas

What is your parent's or legal guardian's main purpose for being in the state?

Establish/Maintain a home

If for reasons other than those listed here, give an explanation in the 'General Comments' box at the end of the residency section of this application.

Residency Continued...

Does your parent own a business? Yes or No?

Does your parent have a job in Texas? Yes or No?

Are your parents married and do they have a job in Texas? If yes, select **Gainfully Employed** from the drop down menu and enter in the date they were married.

★ Does your parent or legal guardian have ownership interest and customarily manage a business in Texas without the intention of liquidation in the foreseeable future? *

- Yes
- No

★ Has your parent or legal guardian been gainfully employed in Texas for the past 12 months? *

- Yes
- No

Has your parent or legal guardian received primary support from a social services agency for the past 12 months? *

- Yes
- No

★ Is your parent or legal guardian married to a person who either: owns property in Texas, owns a business in Texas, is gainfully employed in Texas, or has received primary support from a social service agency? *

- Yes
- No

Does your parent receive government assistance such as disability checks or food stamps?

If yes, indicate which question could be answered 'yes' by your parent or legal guardian's spouse:

Gainfully employed

When did your parent or legal guardian marry the Texas Resident?

MM/DD/YYYY

Two Year Questions

The Extracurricular, Community/Volunteer Service, and Awards/Honors sections are not required. Click the arrow to advance through Pages 2, 3, and 4, then click “Done”.

Extracurricular section not required
This school does not ask applicants to fill out this section. Please proceed to the next section of the application.

* Required Field

2 of 4

Community/Volunteer Service section not required
This school does not ask applicants to fill out this section. Please proceed to the next section of the application.

* Required Field

3 of 4

Talents, Awards, Honors section not required
This school does not ask applicants to fill out this section. Please proceed to the next section of the application.

* Required Field

4 of 4


My Applications

Scroll down to view your applications in progress and locate your Northwest Vista College application.

- Click on Questions specific to Northwest Vista College (Page 1 of 1)

Northwest Vista College

Fall 2024


Two Year (Dual Credit )

Application ID: 2400627979

Status: Saved, in progress (09/28/2023 02:09PM)

Deadline: 10/07/2024 (Regular Deadline)

Admissions application

- ✓ Two Year questions (Page 4 of 4)
- ! Questions specific to Northwest Vista College (Page 1 of 1)
- (Not ready to submit) 

Questions Specific to NVC

Answer NO to all, then select “Done”.

Online Courses Only? *

I intend to take all of my courses online and I do not plan to come to an Alamo College campus for student services and support.

- YES
 NO

College Connection - Senior *

Are you currently a High School senior?

- Yes
 No

C-App at another Institution *

Did you apply for admission to another college/university other than the Alamo Colleges (Northeast Lakeview College, Northwest Vista College, Palo Alto College, San Antonio College, or St. Philip's College)?

- Yes
 No

CC-Alamo College First Choice *

Are the Alamo Colleges (Northeast Lakeview College, Northwest Vista College, Palo Alto College, San Antonio College, St. Philip's College) your first choice?

- Yes
 No

App on File

If you have already applied for your chosen semester at any of the Alamo Colleges (Northeast Lakeview College, Northwest Vista College, Palo Alto College, San Antonio College, St. Philip's College), you do not need to submit another application. One application at any of the Alamo Colleges works for the other four Alamo Colleges. Example - Student ABCD applied at St. Philip's College for Spring 2018. Student ABCD also wants to apply to Northwest Vista College for Spring 2018. A new application to Northwest Vista College is not required. **Multiple applications for the same term will cause processing delays.**

Readmit - No App Needed

If you attended one of the Alamo Colleges (Northeast Lakeview College, Northwest Vista College, Palo Alto College, San Antonio College, St. Philip's College) in the last 12 calendar months, you may not need to reapply. Please check with Enrollment Services before submitting an application. Information on Enrollment Services can be found at alamo.edu, clicking the Apply icon, and scrolling down to the AlamoENROLL Resource block. Example - Student ABCD last attended San Antonio College in Fall 2016 and doesn't attend in Spring 2017 or Summer 2017. Student ABCD wants to register for Fall 2017 at Northeast Lakeview College. This student does not need to reapply prior to registering for Fall 2017. Example - Student DCBA last attended Palo Alto College in Spring 2017 and does not attend Summer 2017, Fall 2017 or Spring 2018. Student DCBA wants to register for Summer 2018 at Palo Alto College. This student needs to reapply prior to registering for Summer 2018.

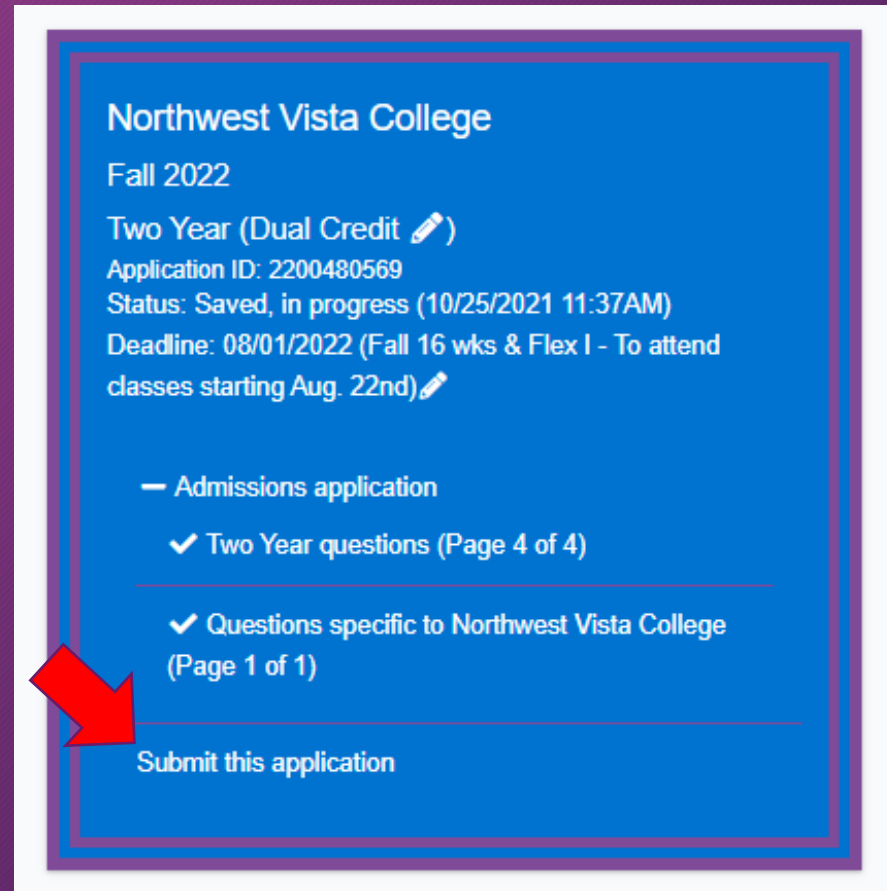
* Required Field



 Done

My Applications

Scroll down to view your applications in progress and locate your Northwest Vista College application.

1. Click on the [Submit this application](#) link.



Northwest Vista College
Fall 2022
Two Year (Dual Credit )
Application ID: 2200480569
Status: Saved, in progress (10/25/2021 11:37AM)
Deadline: 08/01/2022 (Fall 16 wks & Flex I - To attend classes starting Aug. 22nd) 

— Admissions application

- ✓ Two Year questions (Page 4 of 4)

- ✓ Questions specific to Northwest Vista College (Page 1 of 1)

[Submit this application](#)

Submit your Two-Year Application to Northwest Vista College

Certification of Information:

You are required to read the statements. By checking the box next to the statement you are agreeing to the terms and conditions laid out in the statement. If you do not check the box next to the statement, you will not be allowed to complete or submit your application.

Notification of Rights under Texas Law: Information collected about you through this application may be held by any institution of higher education to which you apply. With few exceptions, you are entitled on your request to be informed about the collected information. Under Sections 552.021 and 552.023 of the Texas Government Code, you are entitled to receive and review the information. Under section 559.004 of the Texas Government Code, you are entitled to correct information held by an institution that is incorrect. You may correct information held by any institution to which you apply by contacting the institution. The information that is collected about you will be retained and maintained as required by Texas records retention laws (Section 441.180 et seq. of the Texas Government Code) and rules. Different types of information are kept for different periods of time. *

I certify that I have read and understand

I certify that I have read and understand the [New Requirements and Important Information about Bacterial Meningitis](#)* *

I certify that I have read and understand the New Requirements and Important Information about Bacterial Meningitis

If my application is accepted, I agree to abide by the policies, rules and regulations at any college to which I am admitted. I authorize the college to verify the information I have provided. I certify that the information I have provided is complete and correct and I understand that the submission of false information is grounds for rejection of my application, withdrawal of any offer of acceptance, cancellation of enrollment and/or appropriate disciplinary action. I understand that officials of my college will use the information submitted on this form to determine my status for residency eligibility. I authorize the college to electronically access my records regarding the Texas Success Initiative. I agree to notify the proper officials of the institution of any changes in the information provided. *

I certify that I have read and understand

The Texas Higher Education Coordinating Board (THECB), or its authorized representative(s), has permission to contact you regarding your ApplyTexas application and/or regarding related educational outreach purposes (including, for example, to make you aware of financial aid opportunities) using any of the contact information for communication methods (email, mail, phone, mobile, text message, social media, or automated telephone dialing equipment). Your information will not be sold for commercial purposes. Do you consent? *

Yes
 No

Financial Aid Information

You must apply for financial aid separately. You can [apply for financial aid online](#). Contact the institution's financial aid office directly for more information.

Non-discrimination clause

Admission to any of the Texas institutions of higher education and any of their sponsored programs is open to qualified individuals regardless of race, color, gender, sexual orientation, creed, age, national origin or disability.

* Required Field

Financial Aid Information
Dual credit students are *not* eligible to receive financial aid. Please *do not* contact the financial aid office or submit an application for financial aid.

Answer Yes or No to give consent for The Texas Higher Education Coordinating Board (THECB) to contact you regarding your application and/or related education outreach purposes.

Click Submit

Congratulations!

You've successfully submitted your application to Northwest Vista College.

A confirmation email will be sent to the personal email address you entered in the My Profile section. Please keep this email for future reference as it contains your Application ID number. Knowing your application ID number can assist the college to locate your application, if necessary.

If you have any questions about your application or if you need to make changes to your application, please contact the dual credit representative at your high school or email nvc-dualcredit@alamo.edu.

Your next steps:

- ❑ Wait 5-7 business days for your application to process
 - Once your application is processed, you will receive an email from NVC with instructions on accessing your student portal called ACES
- ❑ Complete Go FAARR and Test Prep Modules in ACES
- ❑ Take the TSI exam -OR- request your official SAT/ACT scores
- ❑ Complete the Dual Credit Student Orientation in Canvas (on ACES Homepage)