



Hobby PRIDE

Learning the
“HAWK way”

24-25

Hobby's Mission Statement:

We will transform the learning experience for all students within our inclusive community.

INTRODUCTIONS:

Mr. Carranco: Principal

Mr. Dylla: Associate Principal (A-L)

Mrs.Lora: Academic Dean

Dr. Johnson: Assistant Principal (M-Z)

Mrs. Heye: Magnet School Director

Ms. Stock: Magnet Program Director

Officer Gill: Campus Officer

Mr. Texidor: Head Counselor, alpha A-K

Ms. Castro: Counselor, alpha L-Z

Mrs. Staib: Magnet Counselor

Mrs. Becerra: SFA

Mrs. Reynosa: Family Engagement

Ms. Guerra: Community in Schools



Safety and Security Measures

See something, say something

NISD SAFE LINE

210-397-7233

24 Hours • Anonymous

text: safe@nisd.net

**NORTHSIDE
SAFE
LINE**

BARK

Any student who uses NISD servers, wi-fi access, or a district device is subject to the BARK system

- The BARK system monitors and then flags inappropriate communication between students.
- Profanity, talks of harming self, others, threats, etc..
- Student, parents, and administrators are sent an email notifying of the offense.

BARK

What is BARK?

BARK is a district purchased monitoring program that screens all technology use in the district. Any student who accesses the district wi-fi on their phone and/or with their district issued device is subject to the monitoring program

What does it screen for?

- Inappropriate language
- Inappropriate internet searches and use
- Threats to self or others

Monitors

Web searches

Chats

What happens when BARK flags content?

A notice is sent to the following people

- Student
- Admin
- In some instances, even law enforcement officials

Use the technology wisely and for school appropriate purposes.

Bark for Schools+ was designed for schools that want to respond to imminent issues as quickly as possible.

[Learn more](#) 



24/7 Urgent School Alerts

A Bark for Schools specialist will review all of your severe alerts around the clock and personally reach out to your review team via email, text, and phone call.

Chromebook usage

- Campus PED (personal electronic device) procedure
- Chromebooks are only to be used with teacher direction
- Google Chat has been disabled
- Remember BARK is watching



Attendance Matters

Campus goal is 95 % attendance

High School credit courses

Individual and group incentives for great attendance

Courtyard passes

Perfect Attendance celebrations every 9 weeks

Attendance competitions for extended lunches

Impossible Shot

PRIDE bucks and PRIDE store



Attendance Rewards

- Every 9 weeks, students with perfect attendance earn a reward assembly. They will get called out of a class for snacks and fellowship.
- Also, THREE students with perfect attendance will be selected as winners of special prizes. They will choose from:

A Kindle Fire

An Amazon Echo Dot

Wireless Headphones



Vaping

Always illegal to possess, to use, or to be under the influence of.

NEW STATE LAW

Any student caught with a vape pen will be subject to consequences up to and including placement at DAEP (Alternative School)

VAPING DANGERS

Counselors will visit every classroom for a presentation on vaping dangers.

Vape pens

Any vape pen or e cigarette device IS A SERIOUS OFFENSE Student may be arrested

- Student may be expelled
- Student will be sent to alternative school

Bully Proofing our school

A person is being bullied or victimized when he or she is exposed repeatedly and over time to negative actions on the part of one or more persons.

- **Direct:** face to face interactions which can include physical acts or threatening acts
- **Indirect:** requires a 3rd party and includes social isolation, rumors, and scapegoating
- **Cyber:** through electronic means

Bullying behaviors can include

1. Physical aggression
2. Social aggression: rumors, slurs, exclusion
3. Verbal aggression: name calling, teasing, threatening
4. Intimidation: taking possessions, coercion, making jokes
5. Written: slam books
6. Sexual harassment: any comments that are of a sexual manner and not welcomed by the victim
7. Racial and/or cultural: comments that are unwelcome that contain racial or ethnic content

Putting a stop to bullying behaviors

- Anti Bullying video: pick one of these 2 videos
- Anti Bullying video
- See something say something
 - Say “Cut it out, stop it.”
 - Report it
 - Do not become aggressive or physical
 - Check on the victim, be willing to write a statement

Reporting Process

- Tell a teacher or administrator
- Tell a parent or guardian
- Report to a counselor
- Write a statement in the APO

David's Law

- Allows schools to investigate off campus behaviors if they affect students on this campus
- Taking pictures of others without their permission
- Creating spam accounts on social media
- Air dropping pictures or videos
- Social media meant to make fun of others

Think before you post.

HOBBY PRIDE

P
R
I
D
E

Punctual
Respectful
Integrity
Determined
Excellence



Punctual

- What does punctual mean?
- Why is it important to be punctual?



Respectful

- How can you be respectful to your classmates? To your teachers?
- How can you be respectful to yourself?



Integrity

- Think about the quote below. Give examples of why it's important for middle schoolers to have integrity.



Determined

- Think of someone in your life who is determined. What makes him or her a determined person?



Excellence

- Choose to lead by example.
- Go above and beyond.
- Do more than is expected.
- Is turning in all of your homework excellence?



HOBBY PRIDE

P
R
I
D
E

Punctual
Respectful
Integrity
Determined
Excellence





ARRIVAL PRIDE



P	Punctual	<ul style="list-style-type: none">• Before 8 AM we report and remain in the cafeteria.• We arrive at school no later than the first bell at 8:30.
R	Respectful	<ul style="list-style-type: none">• We use school appropriate language.• We keep hands and feet to ourselves.• We greet adults and classmates.• In the hallway, we sit against the lockers or the wall so others can pass through.
I	Integrity	<ul style="list-style-type: none">• After 8:00, we remain in our assigned areas.<ul style="list-style-type: none">◦ 6th Dhall: 7th CHall: 8th A/B Hall◦ Magnet: F bldg• We raise our hands to leave our seats in the arrival areas.
D	Determined	<ul style="list-style-type: none">• We prepare for our day.• At 8:28 we prepare our devices for learning (silent and out of sight)
E	Excellence	<ul style="list-style-type: none">• We lead by example and encourage others to make good choices.• Green Zone for devices-Use while in the arrival areas.

- At what time are you dismissed from the cafeteria in the morning?
- True or False? You may eat and drink coffee in the arrival area.
- What do you need to do if you want to leave your seat during arrival?
- Are phones allowed in the arrival area?



HALLWAY PRIDE



P	Punctual	<ul style="list-style-type: none">• We arrive at class on time.• We are ready to learn when the bell rings.
R	Respectful	<ul style="list-style-type: none">• We respect each others space.• We keep our hands and feet to ourselves.
I	Integrity	<ul style="list-style-type: none">• We have a pass during class time.• We stay in our assigned areas.• We listen and comply with teacher directives.
D	Determined	<ul style="list-style-type: none">• We walk and talk.• We walk on the right.
E	Excellence	<ul style="list-style-type: none">• We lead by example and encourage others to make good choices.• Yellow zone for devices during passing periods• Chromebooks are closed when we walk to class.

- How long is passing period?
- What do you need in order to leave during class?
- Why is it important to walk on the right side of the hallway?
- Are phones allowed during passing period?



CAFETERIA PRIDE



P	Punctual	<ul style="list-style-type: none">• We walk directly to lunch.• We arrive to lunch on time and back to class on time.
R	Respectful	<ul style="list-style-type: none">• We say "Please" and "Thank you."• We keep our area clean and throw away our trash.• We discard all our food before we leave the cafeteria.
I	Integrity	<ul style="list-style-type: none">• We know our student IDs.• We wear our student IDs.• WE buy everything we need on the first trip through the line.
D	Determined	<ul style="list-style-type: none">• We raise our hands for permission to get out of our seats.
E	Excellence	<ul style="list-style-type: none">• We push our chairs in when it is time to leave.• We do not use our chromebooks in the cafeteria.

- How can you demonstrate Respect in the cafeteria?
- What do you do if you need to leave your seat in the cafeteria?
- Where is your student ID? Show it to your teacher.
- Are phones allowed in the cafeteria?



RESTROOM PRIDE



P	Punctual	<ul style="list-style-type: none">• We walk directly to the restroom.• We don't waste time in the restroom.
R	Respectful	<ul style="list-style-type: none">• We flush the toilet and wash our hands.• We clean up after ourselves.• We keep hands and feet to ourselves.
I	Integrity	<ul style="list-style-type: none">• We have a restroom pass with us during class time.• We report messes or issues to an adult.• We do the right thing, even when no one is watching.• We use the restroom in our area or on the way to our class.
D	Determined	<ul style="list-style-type: none">• We use the restroom during passing periods, so we do not miss class time.
E	Excellence	<ul style="list-style-type: none">• We lead by example and encourage others to make good choices.

- When is the best time to use the restroom? Why?
- If there is a mess in the restroom, what should you do?



CLASSROOM PRIDE



P	Punctual	<ul style="list-style-type: none">• We arrive to class on time.• We are in our assigned seats with materials ready when the bell rings.• We complete and turn in work on time.
R	Respectful	<ul style="list-style-type: none">• We use classroom appropriate language.• We keep hands and feet to ourselves.• We use good manners.
I	Integrity	<ul style="list-style-type: none">• We take responsibility for our actions.• We do our own work.• We do the right thing, even when no one is watching.
D	Determined	<ul style="list-style-type: none">• We never give up.• We have a growth mindset.• We work towards our goals.
E	Excellence	<ul style="list-style-type: none">• We lead by example and encourage others to make good choices.• We help others.• Red zone for devices-out of sight and out of use in the classroom.

- Why is it important to be on time for class?
- Are you allowed to use your phone in the classroom?
- How can you show a growth mindset in class?

Tardies



At Hobby, you are considered Tardy if you are not inside your classroom when the bell rings.

Discuss:

Why are tardies disruptive to the education of all students?

Tardy Ladder for individual teachers to individual classes

- 1st tardy: warning: verbal warning
- 2nd tardy: warning: student conference: review expectations
- 3rd tardy: student conference : review expectations
- 4th - 6th :
 - Contact parent
- More than 6
 - Teacher assigns after school detention and/or mandatory tutoring
- Chronic and/or excessive tardiness: notify alpha administrator

10/10 Rule

**In the interest of safety,
students must be in class
during the**

- **first ten minutes of class**
- **last ten minutes of class.**

Hobby  Hawks

Teachers will NOT give you passes to leave class in the first or last 10 minutes of class.

The hallways need to be clear during these times.

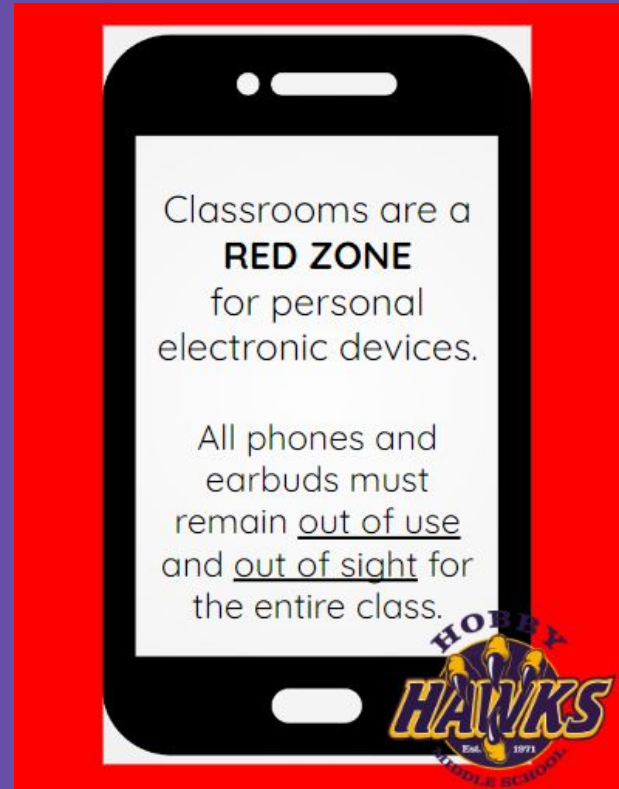
Personal Electronic Devices

Remember: Classrooms are **RED ZONES** for personal electronic devices such as cell phones and earbuds.

Discuss: WHY is this the school's expectation?

Don't forget... You **ARE** allowed to use your devices:

- While seated in the cafeteria
- While seated in your arrival area
- With **CAUTION** in the hallway during passing period
 - Watch where you're going.
 - Keep moving. Don't stop and text.



Cell Phones and Other Devices

If you do not follow directions related to your phone or device:

- Your teacher will pick up your phone in class. The teacher will contact your parent to let him/her know that you did not follow directions regarding your cell phone or other devices.
- If you continue to violate the Red Zone for devices, you will receive consequences such as after-school detention and referrals.

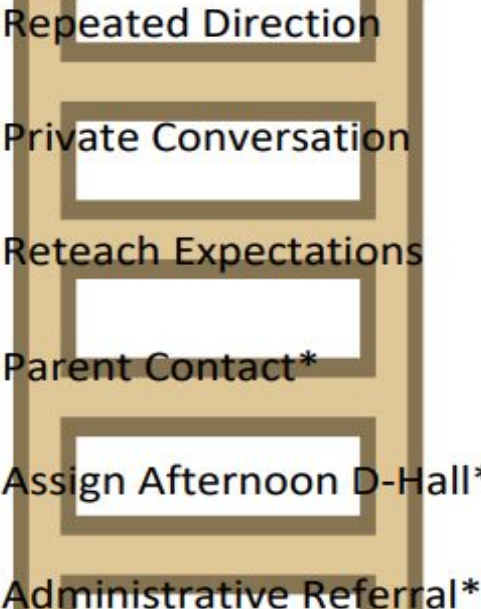
Also...

- If your teacher turns your phone into the office, your parents may have to come pick it up.

Everyone messes up sometimes, but if you choose to do so repeatedly, your teachers will apply the discipline ladder.

- Keep in mind that repeated misbehavior can result in you losing privileges such as attending dances or playing sports.
- Some behaviors that are very serious will require an immediate referral or removal from the classroom. Your teachers do not have to follow the steps in every situation.
- The best apology is changed behavior!

Hobby's Classroom Managed Discipline Ladder

- 
- 1. Repeated Direction**
 - 2. Private Conversation**
 - 3. Reteach Expectations**
 - 4. Parent Contact***
 - 5. Assign Afternoon D-Hall***
 - 6. Administrative Referral***

* Indicates that this step must be documented in CMS, under the Learning Plan and Teacher's Notes tab



DISMISSAL PRIDE



P	Punctual	<ul style="list-style-type: none">• Bus riders check the board, then go to the bus loop or wait in the cafeteria.• Parent Pick Up reports directly to the front of the building.• Walkers are off campus by 4:05• All students are clear of the building by 4:05 unless attending tutoring.
R	Respectful	<ul style="list-style-type: none">• We wait for the teacher to be dismissed at the end of the day.• We walk to our designated location
I	Integrity	<ul style="list-style-type: none">• We wait in the cafeteria if our bus has not arrived.• If walking we leave campus in a timely manner (4:05)
D	Determined	<ul style="list-style-type: none">• We exit the building safely and with purpose.• We walk safely to our bus and follow all bus rules.• Walkers always use the crosswalks in front of the school or the bus loop.
E	Excellence	<ul style="list-style-type: none">• We lead by example and encourage others to make good choices.

- Where do you look to see if your bus has arrived?
- If your bus is not here, where do you wait?
- When should walkers leave campus?
- How can you show respect to your bus driver or the crossing guard?

Walkers

[Dismissal Procedures Map](#)

Using the crosswalk to cross Huebner
Respecting the crossing guard Mr. Roberts

Using crosswalks if crossing Vance Jackson
in front of the campus, Orsinger or the light
by Cody Library

Staying on the sidewalk

BE SAFE



Representing the community

Keep the way clean of trash and debris

Be respectful at local businesses



Student ID's

Must be worn at all times

Must be visible at all times

2\$ to replace

Must have to

Sit in the courtyard

Attend games

Go to library in the AM

Why Do We Have a Dress Code?

William P. Hobby Middle School

Dress Code 2022-2023


The district's dress code is implemented; therefore, students will be expected to follow the guidelines set forth by the district. Dress code standards are extended to extra-curricular activities held on the campus. In an effort to promote a safe and positive school environment conducive for learning the following will be enforced:

General Dress Code Rules:

- Holes in jeans 4 “ above the knee must be worn with tights or leggings underneath.
- Nothing deemed offensive (drugs, alcohol, inappropriate language, etc.)
- Stomachs must be covered.
- No piercings, other than those in ears
- Skirt- length/Cargos/Shorts mid thigh



BEHAVING APPROPRIATELY “PAYS” OFF!

CHOOSE PRIDE BEHAVIORS



EARN PRIDE BUCKS

THEN ...



BUY ITEMS AND PRIVILEGES IN THE PRIDE STORE!

Open gym!

Electronics!

School supplies!

STarbucks cards!

Chick fil a cards!


Mcdonald's cards!

Orange leaf cards!

XBOX and Playstation cards!

And MUCH MUCH MORE

Stayed tuned for store announcements



Attendance

- Every student. Every Day. Our campus goal is 96% attendance this year.
- If you get to school after 9:00, you must report to the attendance office before you go to class. Mrs. Tiffany will give you a pass.
- If you are absent, bring a note from your doctor or your parent when you come back to school.
- Your teachers want to help you learn, and you need to be in school to do that!



After School Events

- Meet in the cafeteria/Courtyard after school
- **You can not leave campus and return without a parent**
- Must have Student ID to get in as a student, otherwise you have to pay
- Must be picked up in the parent pick up are within 20 minutes of the conclusion of the event

Circumstances that restrict students from attending after-school events are the following:

- Repeated violation to school code of conduct or conduct that results in ISS or OSS
- Absence from school the day of the event
- Excessive tardies