

## STEP THREE: Email (or Print and Turn in) your Official PSAT Score Report from College Board


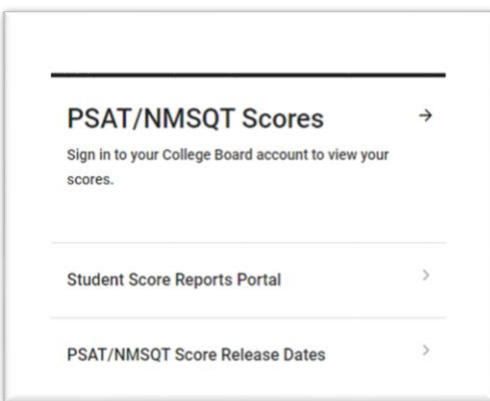
(DUE: February 23<sup>rd</sup>, 2024)

Students can be [exempt from taking the TSI](#) if they scored high enough on their PSAT, SAT, or ACT. Because of this (and partial exemptions), every student (except current middle school students) needs to turn in their official PSAT score report regardless of score for [review](#). You need to log onto your College Board account and download the actual score report. You can either attach it to an email and send it to [Dlayne.kelly@nisd.net](mailto:Dlayne.kelly@nisd.net) or print it and turn it in to A120. Please include your name and Clark "S number" when submitting it (either as the subject line on an email or written on a print out).


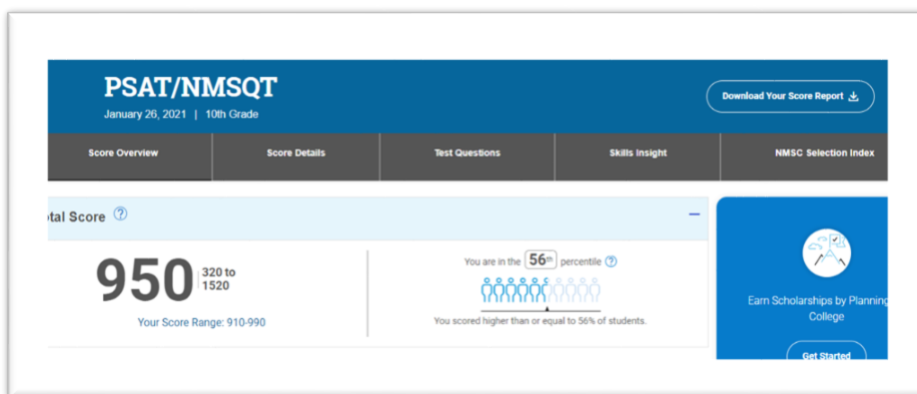
***\*\*If you did not take the PSAT, send an email stating that fact to complete this step.\*\****

***Current Middle School students can skip this step entirely.***

1. Go to [www.collegeboard.org](http://www.collegeboard.org) and Log in
2. Click on PSAT/NMSQT and scroll to the bottom of the page.



3. Choose Student Score Reports Portal.
4. Scroll down to the PSAT/NMSQT and click on the report.
5. On the top right hand side, download your score report.



6. Attach the downloaded score report to an email. Send it to [Dlayne.kelly@nisd.net](mailto:Dlayne.kelly@nisd.net). Put your (student) name and S number as the subject line. (Or, print and turn in to A120).