

2021 AP Exam Information

PLEASE READ CAREFULLY BEFORE APRIL 30th

AP Exams begin May 3rd and end on May 28th.
We will have a combination of in-person/paper exams and at-home/digital exams.

DATES FOR EACH EXAM:

Each student will receive an email containing information about which AP exams they are registered to take as well as the date, time, format, and testing location. Please review this email for more information about your AP exams.

ACCEPTABLE DEVICES:

For students taking digital AP exams, you may use a personal desktop or laptop computer. You can also use a school-managed Chromebook. ***You cannot use a personal Chromebook, ipad, tablet, or smartphone to take AP digital exams.***

- If your AP student needs a school-issued Chromebook, you should put in your request now - <https://docs.google.com/forms/d/e/1FAIpQLScpnNFNtGC8zpSN0HM0PVviRdoFY1bQZtxPbZPQmg6yebSF3Q/viewform?gxids=7628>

STEPS FOR TAKING DIGITAL AP EXAMS:

1. **[PLEASE WATCH THIS VIDEO FIRST!!!](#)**
2. **[Download the Digital Testing App](#)** as soon as possible. You can only take the digital exams on a computer (no tablets or smartphones).
 - a. ***You should download the app on the device you plan to use for digital testing!***
 - b. If your AP student is taking a digital exam on a ***school-issued Chromebook***, the district has already loaded the app for you. Go to “Apps” in the bottom left corner and then “2021 Digital AP Exams.” You will login using your College Board account and then click “Submit.”
 - c. If your AP student is taking a digital exam on a school-issued laptop, scroll to the bottom of this page for step-by-step directions to access the app.
3. **[Practice with Example Questions](#)** in the Digital Testing App.
4. Complete Exam Setup for each digital exam 1-3 days before the scheduled exam.
 - a. ***You should complete the Exam Setup on the device you plan to use for digital testing!***
5. Check in to your AP Exam 30 minutes before the start time. Remember, we are in the Central Time Zone.

EXAM SECURITY:

The following information was taken directly from the College Board website.

Digital exams administered at home will:

- ***Not allow students to return to answered questions or move back and forth between unanswered questions.***
- ***Begin at the same time worldwide with synchronous section start times.***
- ***Include security features to prevent students from collaborating, accessing unauthorized aids, or attempting to have someone else test for them.***
- ***Be reviewed with plagiarism detection software and reviewed with post-exam analyses to identify collaboration or use of unauthorized aids.***

CONTACT THE AP COORDINATOR:

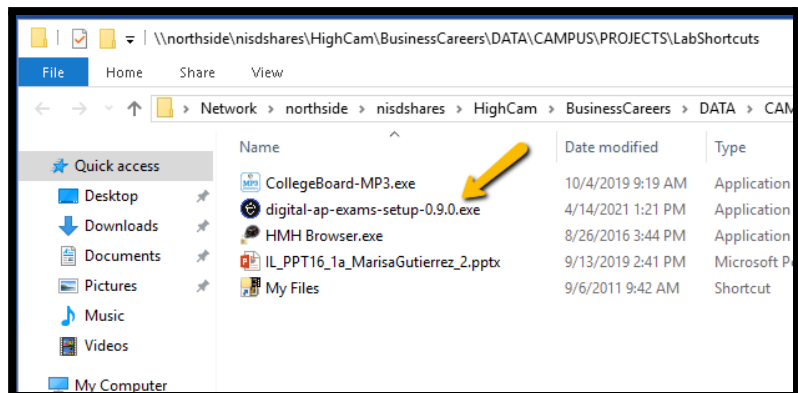
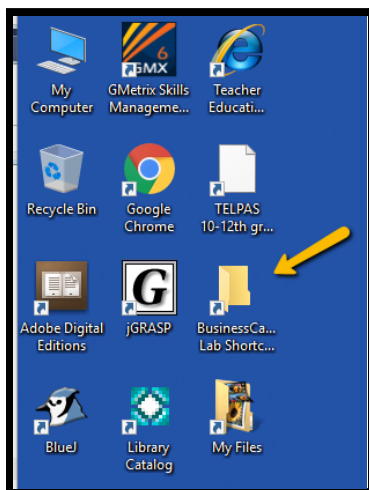
If you have any other questions or concerns please reach out to rachel.hinojoza@nisd.net as soon as possible.

DIRECTIONS FOR STUDENTS TAKING DIGITAL EXAMS ON A SCHOOL-ISSUED LAPTOP:

****On campus learners* using school issued laptops can install the app through the "Lab Shortcuts" folder on their desktop or through the software center.

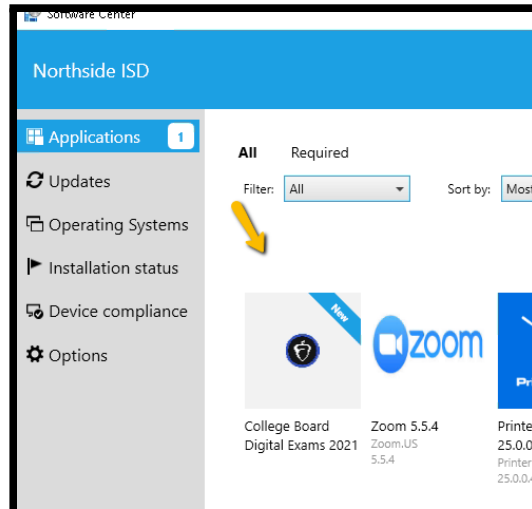
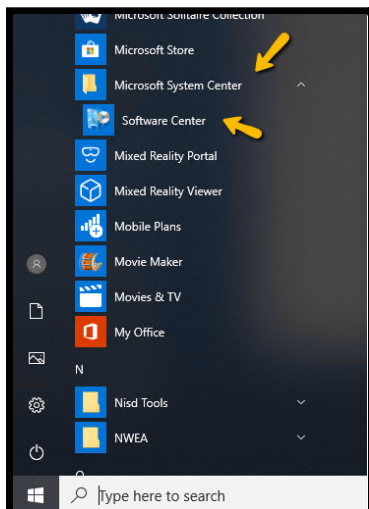
****Distance learners* using school-issued laptops can install the app through the software center.

Lab Shortcuts:



Software Center:

- Start menu --> Microsoft System Center --> Software Center





College Board Digital Exams 2021

Install



Status: Available

Date published: Not specified

Restart required: Might be required

Download size: 50 MB

Estimated time: Not specified

Total components: 1

Date Modified: 4/15/2021