

Be Internet Awesome

Digital Safety and Citizenship for Families

[School Name]

[Presenter Name]

[Date]





Raising families in a digital age



Digital environment



**Digital safety
and citizenship**



Tips and tools





Digital environment

Raising families in a digital age



The internet opens the world for our kids...



... but sometimes that can mean parts of the world we don't want them to experience:

- Sharing too much information
- Inappropriate content
- Online bullying

Smartphones put information at our fingertips...



... but sometimes they can distract from real-world experiences. This is having an impact on:

- Personal relationships
- Ability to focus
- Physical health
- Quality of sleep





It's our responsibility to talk about **online safety** and **model positive behavior** with technology for our kids by bringing our own family values into how we interact with others online, and in the real world.






Digital citizenship & online safety for families





Parenting archetypes

Best Friend



Leader



Rule Setter





A new guide for families

Packed with good stuff, this guide will help you and your kids discuss, learn, and think about online safety together.

You can find it at:



https://beinternetawesome.withgoogle.com/en_uk/families





Share With Care | **Be Internet Smart**

A really important skill for kids to have is knowing what is and isn't ok to share. It's a skill we all need to practice, and the best place to start practicing is *at home*.

Whether it's a picture, a comment, a video or a meme, what you post online can affect your reputation in the moment, or even later in life.



Don't Fall for Fake | **Be Internet Alert**

With all the information available online, it can be hard to understand what's real and fake online. You'll see tons of information, real or fake, across emails, pop-up windows online, in apps or when you search for stuff.

Some of the stuff that you may see can be a scam, so you should stay alert and watch out for fake information.



Protect your Secrets | Be Internet Strong

Personal privacy and security are just as important online as they are offline.

Personal information is protected in accounts with passwords. Everyone uses passwords, but we have to learn to **use them in the right way.**



It's Cool to be Kind | **Be Internet Kind**

The Internet is Awesome.

However, just as it's used to spread inspiring and positive information, it can also spread shocking and hateful comments and opinions.

Families are powerful influencers of their kids, and they can help kids “take the high road” by teaching and showing them how to be kind in real life and online.



When in Doubt Talk it Out | **Be Internet Brave**

Kids may come across something questionable or that makes them feel uncomfortable online.

Whether it's a comment, a message, a picture or a video that they watched, if it doesn't feel right, they should feel comfortable talking to a trusted adult.

Activity

Explore Be Internet Awesome



SMART



ALERT



STRONG



KIND



BRAVE

Choose a topic - Pick a scenario - Discuss



Share With Care | Be Internet Smart

So, how do you talk to your kids about being smart online?

Communicate responsibly

Understand

There are two different types of sharing families have: internal - stuff shared within the family; external - stuff shared outside of the family.

Encourage

Your kids to think about online communication like face-to-face communication; if it isn't right to say in real life, it isn't right to post online.

Create

Rules about what kind of communication is (and isn't) okay.

Keep

Personal details about family and friends private.



Don't Fall for Fake | Be Internet Alert

So, how should you talk to your kids about being alert online?

Know the signs of a **potential scam**

If statements about “winning” or getting something for “free” feel too good to be true, they most likely are.

Nothing real will ever ask for you to give away personal information online.

Pay attention to your online **searches**

Think critically about search results and about how search engines work.



Protect your Secrets | Be Internet Strong

So, how should you talk to your kids about having strong passwords online?

Create a strong password

Make it memorable, but avoid using personal information like names or birthdays.

Use a mix of uppercase letters, lowercase letters, symbols and numbers: R3pl@ce le++ers wit# sYmb0ls & n^mb3rs 1ike Thi\$.

Switch it up

Do not use the same password for every website.

Create a few different versions of the same password for different accounts.



It's Cool to be Kind| **Be Internet Kind**

So, how should you talk to your kids about being kind online?

Spread **positivity**

Teach and show them how to “**treat others as you would like to be treated**” in the real world & online.

Set an **example**

Respect others' differences.

Take **action**

Block mean or inappropriate profiles or comments online.

Be a friend to someone being bullied.



When in Doubt Talk it Out | **Be Internet Brave**

So, how do you talk to your kids about being brave online?

Encourage **brave behavior**

Be clear about family rules and expectations around technology and the internet, as well as consequences for bad behavior.

Keep the conversation going by checking in frequently and encouraging kids to ask questions.

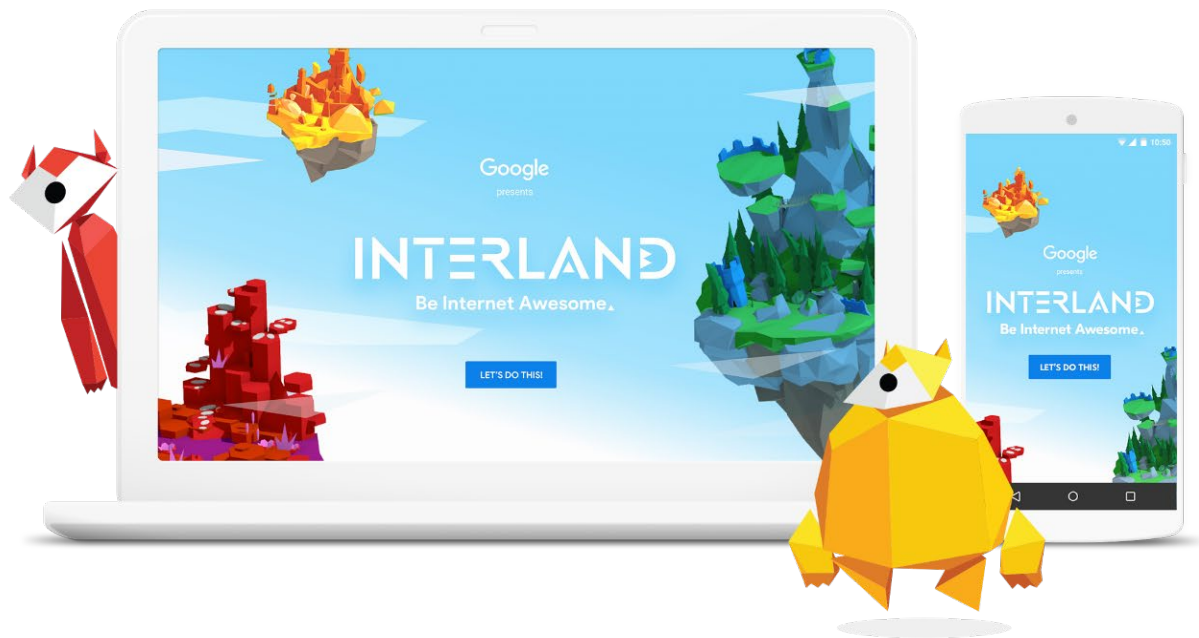
Extend the conversation to other trusted adults like teachers, coaches, counselors, friends and relatives.



Kids can play their way to Internet Awesome

Interland is an adventurous and engaging web-based online game that makes learning about digital safety and citizenship interactive and fun—just like the Internet itself.

- > No login required.
- > Web-based game means no downloading required.
- > Quizzes at the end of each land.
- > Great for lesson reinforcement, passive learning, family co-play and solo play.



Learn more at



g.co/beinternetawesome



Tools and tips for your family

Finding the right balance for your family





Things you can do



Talk with your kids often

Build strong relationships

Actively participate

Boundaries you can set



Set rules around tech use

Stay in the loop on how your kids use it

Use parental controls to help

Activity

Thumbs up-down-sideways



Thumbs up: always good



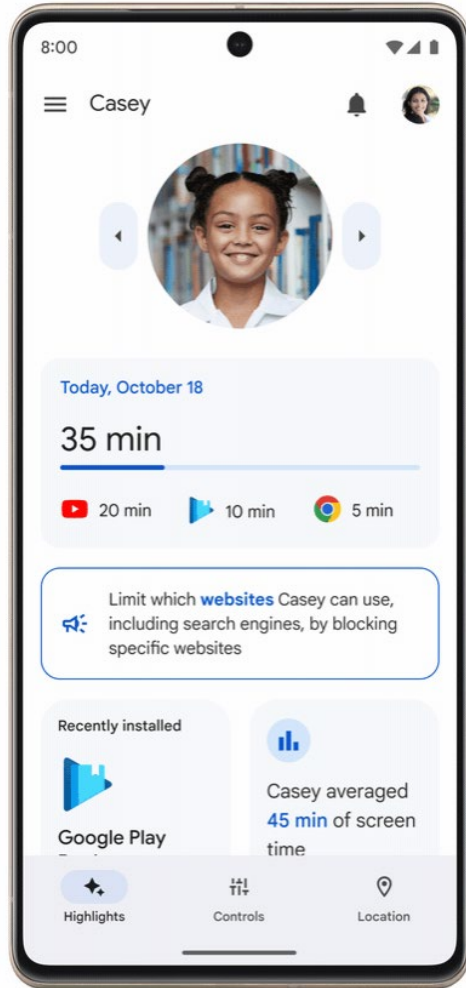
Thumbs down: could get better



Thumbs sideways: somewhere in the middle



Discuss together.



Family Link is a free parental controls tool from Google for families to manage their child's digital experiences

Tools that work on other devices

Learn more about how to supervise Apple devices at apple.com/families

Learn more about how to supervise a Kindle Fire at amazon.com/ftu/home

National PTA does not endorse any commercial entity, product, or service. No endorsement is implied.



Establish digital ground rules

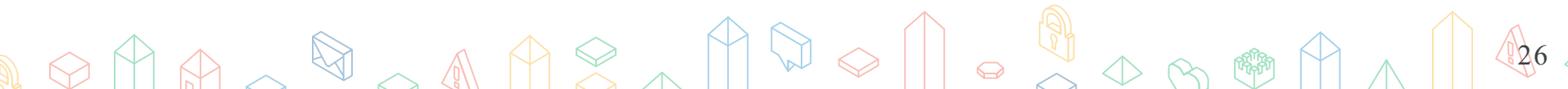
So, how do you talk to your kids about the content they look at?

Engage on their interests

Ask your kids about the apps they like, the games they play and the videos they watch. Showing interest can go a long way when you need to have hard conversations about what's okay and what's not.

Guide them to good content

Help your kid find high-quality content that feels right for them. Be upfront about the content you think is appropriate so your child isn't surprised when you don't allow them to view something on their device.





Keep an eye on **screen time**

So, how should you talk to your kids about how much time they spend on device?

Discuss **how much**

Not all screen time is created equal. Talk with your kid about what the right amount of screen time is for them, what limits there are and how to build healthy digital habits together.

Agree on when **screen time is ok**

Make it clear when devices are and aren't okay. Don't surprise them by suddenly deciding certain times are "no-device" times, and help them understand why.





Manage and **secure** your child's account

So, how should you talk to your kids about privacy and security on their device?

Help them understand their settings

Manage data permissions for websites and extensions and show them how you can choose what information they (and you) want to keep private. Talk about the importance of a strong password and how it helps keep their account information secure from other people.

Talk about why it's important

Help teach your kid about data privacy and why it's important. Walk them through [Google's Privacy Guide](#) so they can understand how their information is being managed and what it means for them.





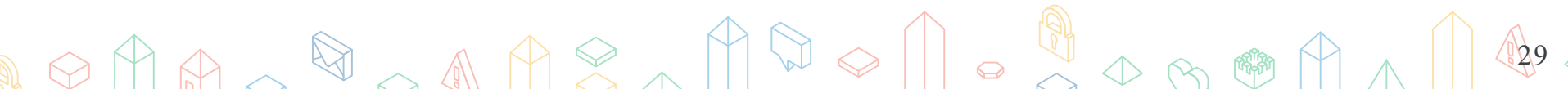
Family Link

See where your child is

So, how should you talk to your kids about where they go?

Talk about Why it's important

Your concern for your child's safety might make them feel like you don't trust them. If you choose to be able to view their location, talk to them about the reason. Let them know why it's important to stay connected on the go when you're apart.





Family Link

Learn more at



g.co/familylink

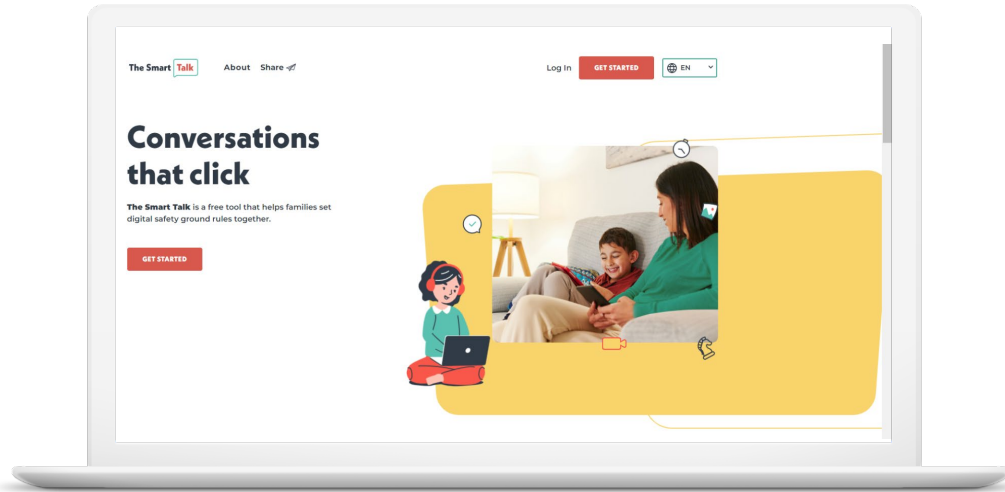
Setting rules and boundaries

Privacy & Safety

Communication

Media Choices

Health & Safety



thesmarttalk.org

Ongoing Family Conversations





Tips for family entertainment

Choose subscriptions together as a family

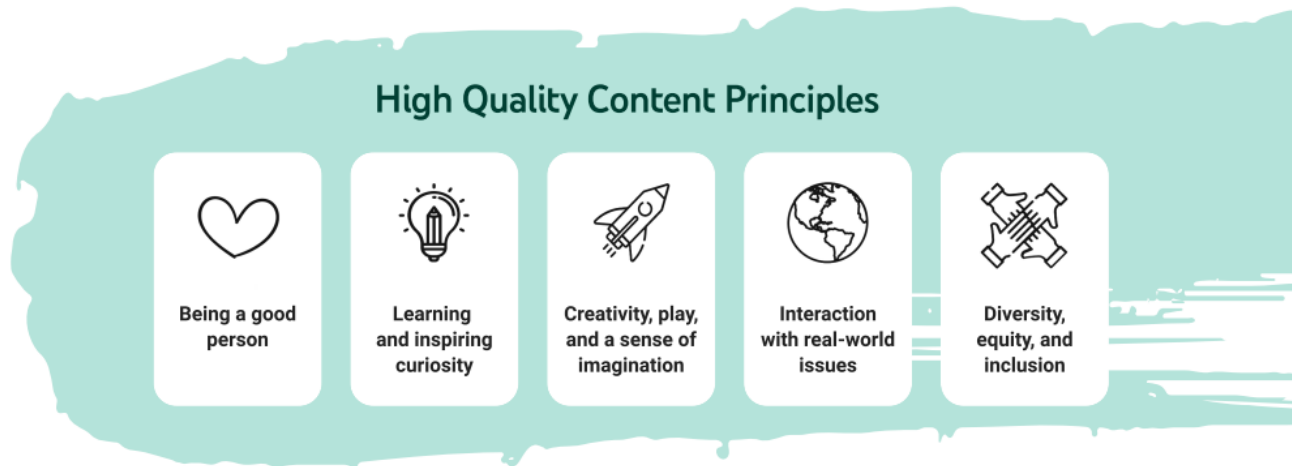
Watch in a central location

Learn about what your kids like

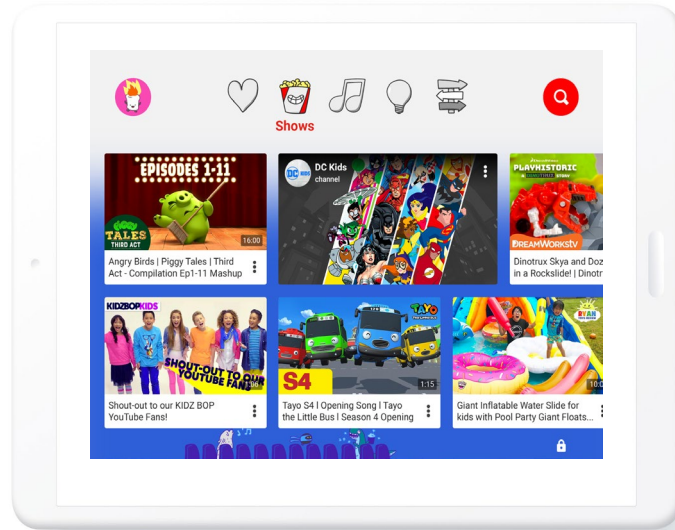




YouTube's quality content principles help creators nurture kids' creativity and curiosity



Learn more: www.youtube.com/howyoutubeworks/

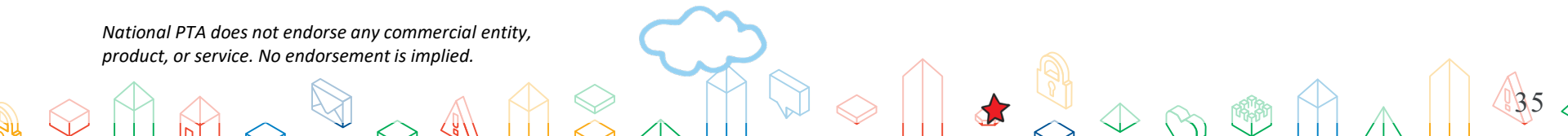


YouTube Kids was created to give kids a more **contained environment** that makes it simpler and more fun for them to explore on their own.

As a designed-for-kids app, YouTube Kids on the web, and YouTube Kids on smart TVs, you can find family-friendly videos on all different topics on all your devices.

Learn more: www.youtube.com/kids

National PTA does not endorse any commercial entity, product, or service. No endorsement is implied.

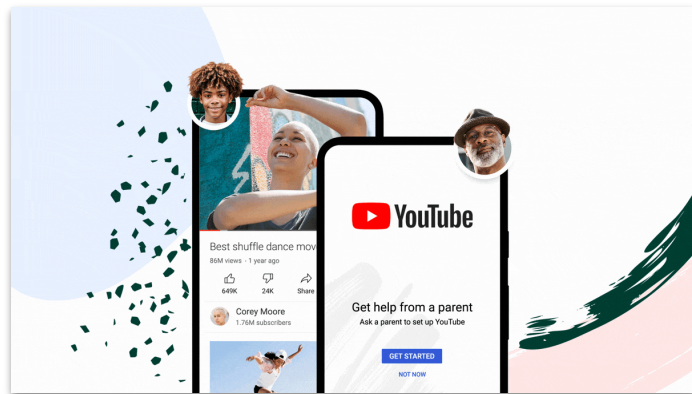




Parent supervised experiences – for preteens & teens

- 1 For parents who decide their **preteens** are ready to explore the vast universe of videos and music on YouTube.

Comes with **content settings** for pre-teens, **parental controls** and digital well-being protections.



Learn more: youtube.com/myfamily

- 2 Helps parents have open conversations with their **teens** as they begin to create and share on YouTube.

Comes with **notifications** of uploads and livestreams, and shared **insights into teens' channel activity**, including uploads, comments & subscriptions.

National PTA does not endorse any commercial entity, product, or service. No endorsement is implied.





Commitments

Take the time to reflect and commit to what we all have learned during this session today.





Thank you!



We value your feedback!

PTA Connected: Be Internet
Awesome Participant Survey



[PTA.org/Survey](https://pta.org/survey)