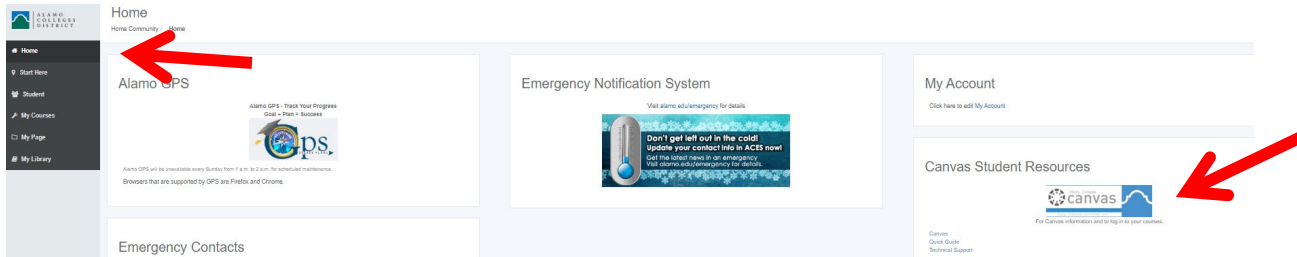


# DCSO (Dual Credit Student Orientation) & Parent Consent Form

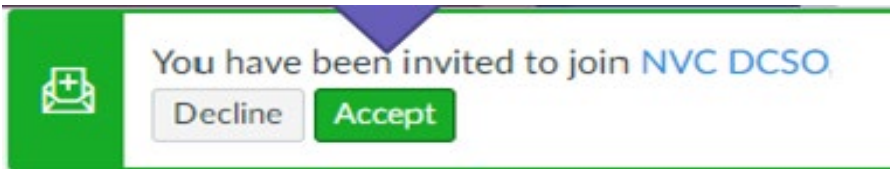
**STEP 1:** Login to ACES (<https://aces.alamo.edu/>)

\*If you have ANY trouble logging in to ACES, you will need to call the NVC helpdesk at (210) 486-4777\*

**STEP 2:** Click on the Home Tab and then on "CANVAS" icon on the far right.




**STEP 3:** Accept the Canvas User Policy, then click on "Accept" (green button) found in the notification at the top of the screen: "You have been invited to join NVC DCSO"



**STEP 4:** Click on the DCSO Course, and go through each section. It should not take longer than 15 to 20 minutes.

Welcome to Dual Credit



Welcome to Northwest Vista College

This is a creative endeavor that is supported by the College's guiding spirit of our vision, values, and mission. The purpose of this guide is to assist you to understand and negotiate all aspects of your responsibilities as a member of Northwest Vista College and within the Alamo Community College District.

We hope that this guide will contribute to your healthy relationship with the College and with your instructors.

Welcome to the NVC family!

Welcome to Dual Credit			Complete All Items	+	⋮
⋮	📄	Welcome to Dual Credit View	✓	⋮	
⋮	📄	High School Programs Acknowledgment Form 100 pts   Score at least 80.0	✓	⋮	
⋮	📄	Canvas App View	✓	⋮	
⋮	📄	Characteristics of a Successful Dual Credit Student View	✓	⋮	
⋮	📄	High School Programs View	✓	⋮	
⋮	📄	Dual Credit Checklist View	✓	⋮	
⋮	📄	Testing View	✓	⋮	
⋮	📄	Grades View	✓	⋮	
⋮	📄	Academic & Student Resources View	✓	⋮	
⋮	📄	Withdrawing From A Dual Credit Course View	✓	⋮	
⋮	📄	Introduction to Advising	✓	⋮	
⋮	📄	Goal + Plan = Success View	✓	⋮	
⋮	📄	Submit Consent Form 100 pts	✓	⋮	
⋮	📄	Congratulations	✓	⋮	

**The High School Programs signed Student/Parent Consent Form can be submitted either by uploading a copy in this orientation under "Submit Assignment" in Submit Consent Form section -OR- a signed paper copy of the form can be submitted to the Dual Credit Representative at your high school. Signed paper forms must be submitted before your high school's deadline. Please click on our website to find the Dual Credit Representative at your high school:**

**<https://www.alamo.edu/nvc/academics/high-school/contacts/>**

**Your high school Dual Credit Representative can provide you with more information on the deadline and where to submit your signed paper form.**

### Submit Consent Form

[Submit Assignment](#)

Due No Due Date Points 100 Submitting a file upload File Types pdf, jpeg, and jpg

Please click here to access the required form:

[High School Programs Student/Parent Consent Form](#)

The consent form requires both a parent and student's signature.

Instructions on how to upload the consent form with the Canvas Student App are below.



Photo or PDF with [Canvas App](#), [Google](#) or [Apple](#)

1. Save your document after editing, print and collect all required signatures.
2. Consent form needs both parent and student physical signature. Please do not submit a typed signature.
3. Click **Submit Assignment** on the right side of this page once all parties have signed.
4. With the Canvas App, photograph all pages of the consent form.
5. Enter Comment: Signed Consent form
6. Click **Submit Assignment**.